

Profil LED / Profile LED

**J**

## Karta produktu

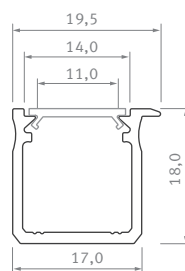
Data sheet

**PL**

Profil wpuszczany – do umieszczenia w wyfrezowanym otworze. Profil jest wykończony jednostronnie, dzięki czemu pozwala na spawanie z prostopadłą powierzchnią.

**EN**

Recessed profile – to be installed in a milled groove. The profile is finished on one side, which allows it to fit with a perpendicular surface.



**Sposoby montażu /**  
Assembly methods








**Obejrzyj wideo /**  
Watch video



# J








## Profil LED / Profile LED

Wymiary [mm] / Dimensions (mm): 1000, 2020, 3000









	<b>BIAŁY (lakierowany)</b> white (lacquered)	<b>CZARNY (anodowany)</b> black (anodized)	<b>INOX (anodowany)</b> inox (anodized)	<b>SREBRNY (anodowany)</b> silver (anodized)	<b>SUROWY</b> raw
<b>Kolory profili</b> Profile colors					
1,0 m	10-0000-88	10-0000-93	10-0000-98	10-0001-03	10-0001-08
2,02 m	10-0000-89	10-0000-94	10-0000-99	10-0001-04	10-0001-09
3,0 m	10-0000-90	10-0000-95	10-0000-01	10-0001-05	10-0001-10
<b>Szerokość taśmy LED (mm)</b> LED strip width (mm)	<b>do 12</b> up to 12				

## Klosze (PVC/PMMA/PC) / Covers



Wymiary [mm] / Dimensions (mm): 1000, 2020, 3000

<b>TRANSPARENTNY</b> transparent	<b>MROŻONY</b> frozen	<b>MLECZNY</b> milky	<b>FROSTED MLECZNY</b> milky frosted	<b>CZARNY PMMA</b> black PMMA	<b>LENS 15</b> lens 15	<b>LENS 30</b> lens 30
<b>BASIC</b>						
						
1 m/PMMA 11-2350-10 1 m/PC 11-3013-10	1 m/PMMA 11-2302-10 1 m/PC 11-3012-10	1 m/PMMA 11-2251-10 1 m/PC 11-3011-10	1 m/PMMA 11-2406-10	1 m/PMMA 11-2017-10	1 m/PMMA 11-2060-10	1 m/PMMA 11-2080-10

## Zaślepki (tworzywo sztuczne) / End caps (plastic)

<b>Z OTWOREM</b> with a hole							
<b>BIAŁY</b> white		<b>CZARNY</b> black		<b>INOX</b> inox		<b>SREBRNY / SZARY</b> silver / gray	
<b>BASIC</b>							
<b>PRAWA</b> right	<b>LEWA</b> left	<b>PRAWA</b> right	<b>LEWA</b> left	<b>PRAWA</b> right	<b>LEWA</b> left	<b>PRAWA</b> right	<b>LEWA</b> left
							
ABS 12-0000-63	ABS 12-0000-64	ABS 12-0000-65	ABS 12-0000-66	ABS 12-0000-67	ABS 12-0000-68	ABS lacq. 12-1185-00	ABS lacq. 12-1085-00

## Dodatki / Accessories

<b>PROFIL MONTAŻOWY Y M1</b> assembly profile Y M1	<b>WŁĄCZNIK BEZDOTYKOWY</b> contactless switch
	
10-0654-10	14-7052-00

## Maksymalna rozpraszana moc źródeł światła LED

Maximum dissipated power of LED light sources

<b>dla temperatury profilu</b> for temperature profile <b>55° C</b>	<b>dla temperatury profilu</b> for temperature profile <b>65° C</b>
<b>24,2 W</b>	<b>32,1 W</b>

**LUMINES**<sup>®</sup>  
LIGHTING

[www.lumines.pl](http://www.lumines.pl)

